

# REED SWITCH

Vermaxx, LLC is an authorized Distributor  
for **OKI Reed Switches**

## ORD234

Long Life

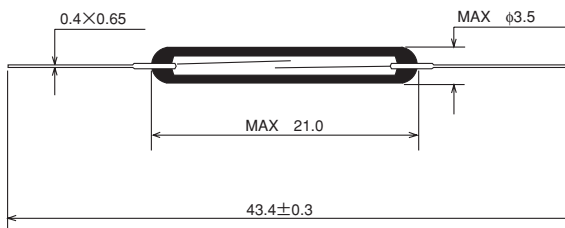
### ■ GENERAL DESCRIPTION

The ORD234 is a single-contact reed switch designed for long life for increased number of operations. The contacts are sealed within the glass tube with inert gas to maintain contact reliability.

### ■ FEATURES

- (1) Reed contacts are hermetically sealed within a glass tube with inert gas and do not receive any influence from the external atmospheric environment.
- (2) Quick response
- (3) The structure comprises the operating parts and electrical circuits arranged coaxially. Reed switches are suited to applications in radio frequency operation.
- (4) Reed switches are compact and light weight.
- (5) Superior corrosion resistance and wear resistance of the contacts assures stable switching operation and long life.
- (6) With a permanent magnet installed, reed switches economically and easily become proximity switches.

### ■ EXTERNAL DIMENSIONS (Unit: mm)



### ■ APPLICATIONS

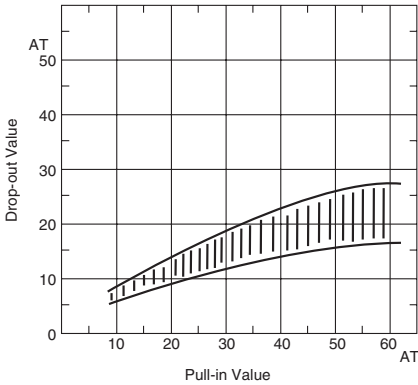
- Automotive electronic devices
- Control equipment
- Communication equipment
- Measurement equipment
- Household appliances

■ ELECTRICAL CHARACTERISTICS

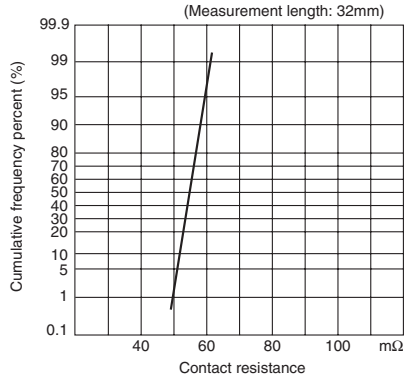
Parameter	Rated value	Unit
Pull-in Value (PI)	15~60	AT
Drop-out Value (DO)	6min	AT
Contact resistance (CR)	100max	mΩ
Breakdown voltage	250min (PI $\geq$ 20)	VDC
	200min (PI $\leq$ 20)	VDC
Insulation resistance	10 <sup>10</sup> min	Ω
Electrostatic capacitance	0.5max	pF
Contact rating	10	VA
Maximum switching voltage	200DC	V
	100AC	V
Maximum switching current	0.5	A
Maximum carry current	2.0	A

3

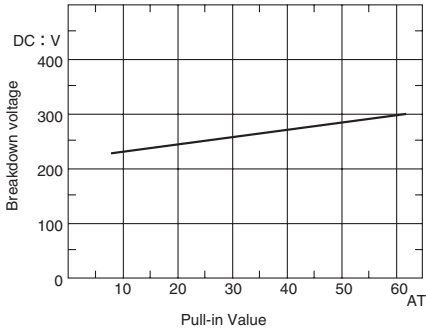
(1) Drop-out Value vs. Pull-in Value



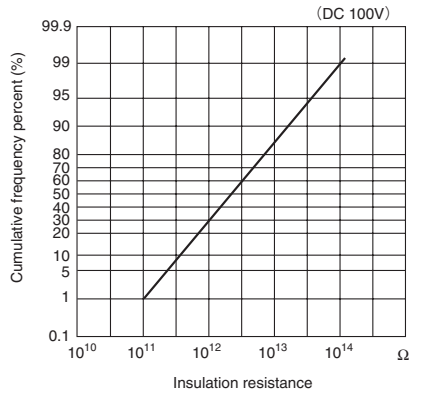
(2) Contact resistance



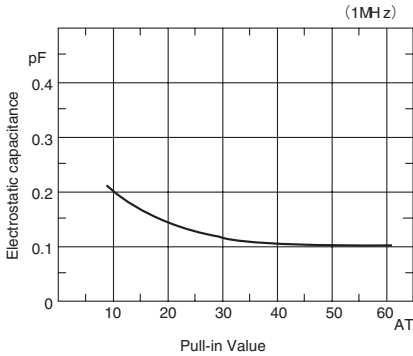
(3) Breakdown voltage



(4) Insulation resistance



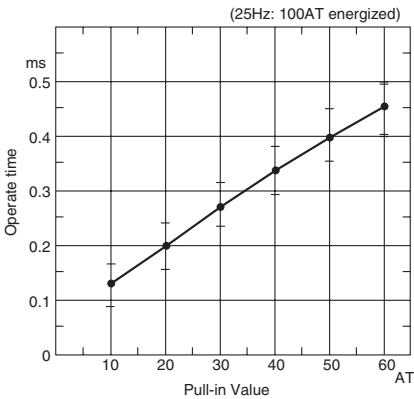
(5) Electrostatic capacitance



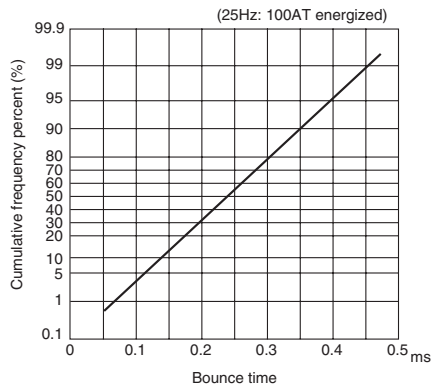
■ OPERATING CHARACTERISTICS

Parameter	Rated value	Unit
Operate time	0.5max	ms
Bounce time	0.5max	ms
Release time	0.05max	ms
Resonant frequency	2200±300	Hz
Maximum operating frequency	500	Hz

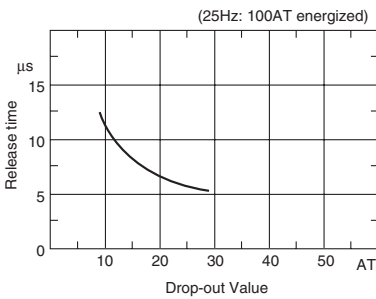
(1) Operate time



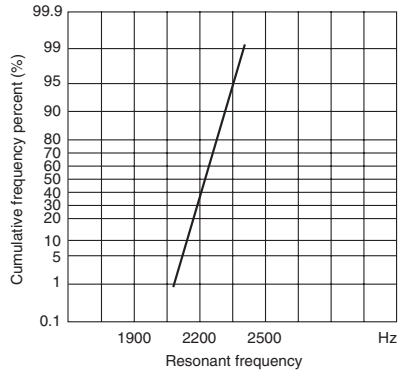
(2) Bounce time



(3) Release time



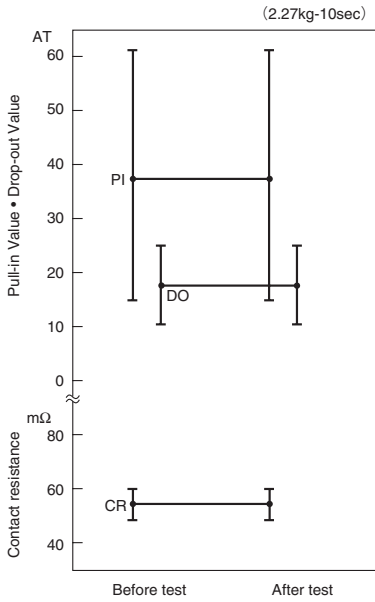
(4) Resonant frequency



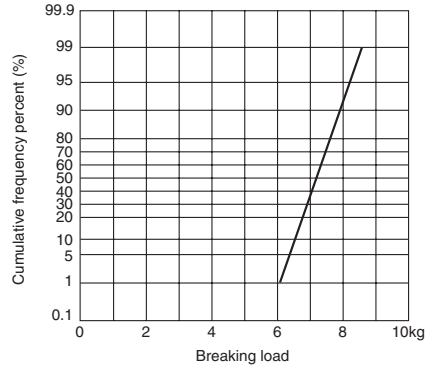
3

■ MECHANICAL CHARACTERISTICS

(1) Lead tensile test (static load)



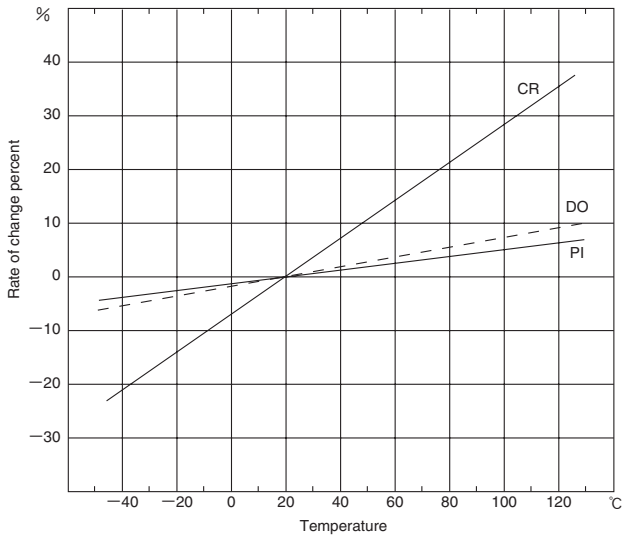
(2) Lead tensile strength



3

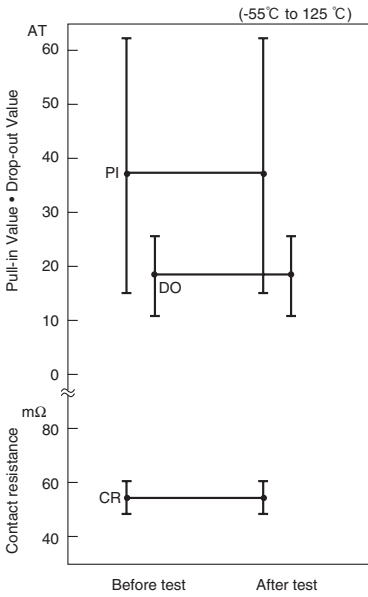
■ ENVIRONMENTAL CHARACTERISTICS

(1) Temperature characteristics

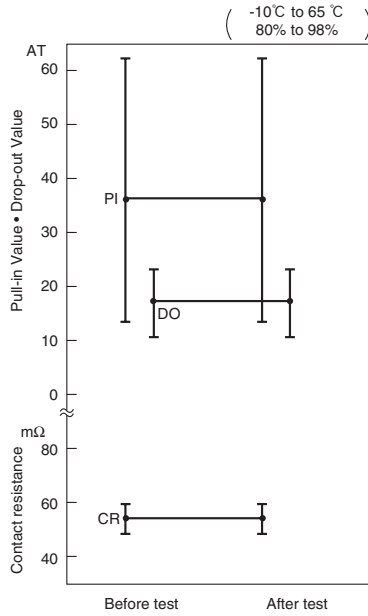


3

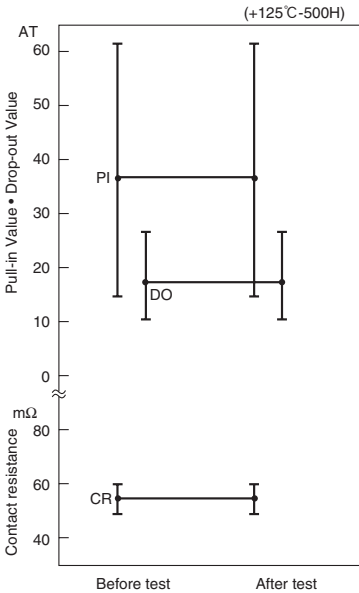
(2) Temperature cycle



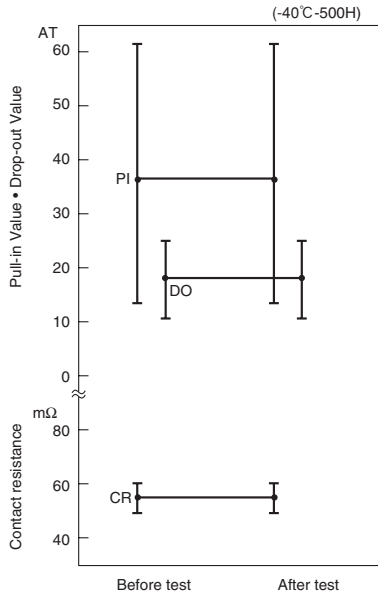
(3) Temperature and humidity cycle



(4) High temperature storage test

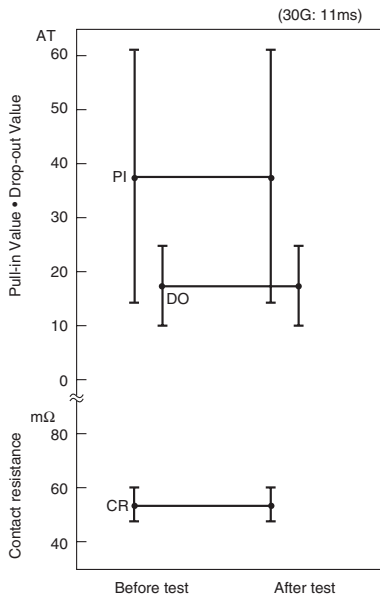


(5) Low temperature storage test

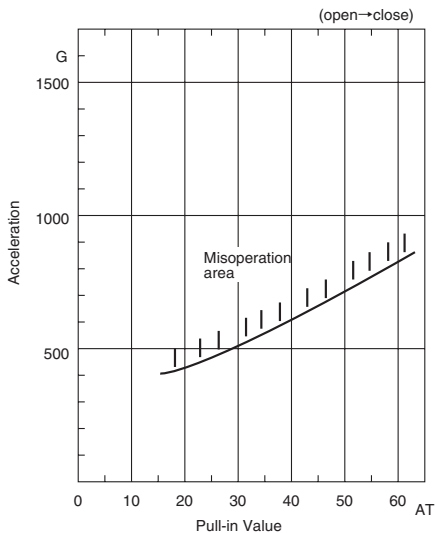


(6) Shock test

1) Electrical characteristics

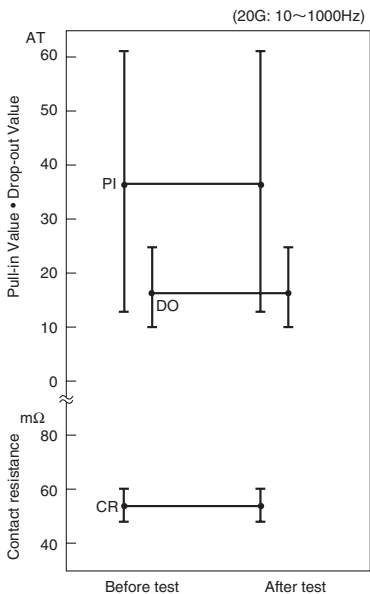


2) Misoperation area



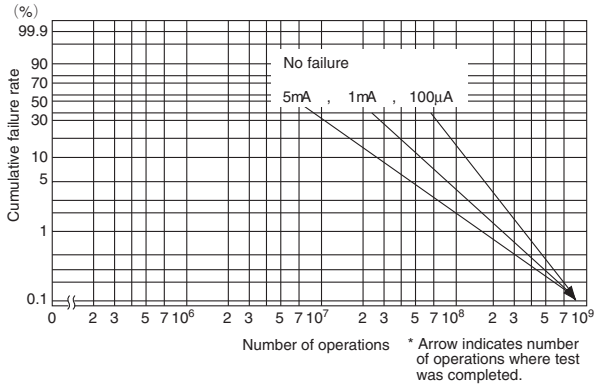
3

(7) Vibration test

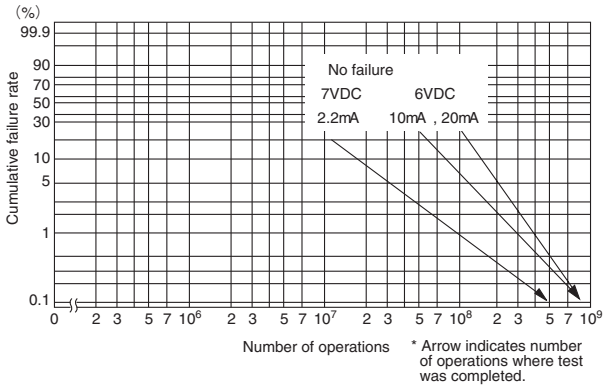


■ LIFE EXPECTANCY DATA: ORD234

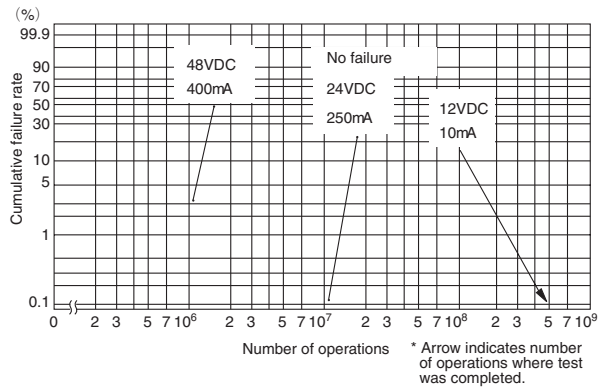
Load conditions  
 Voltage: 5VDC  
 Current: 100μA, 1mA, 5mA  
 Load: Resistive load



Load conditions  
 Voltage: 6VDC, 7VDC  
 Current: 10mA, 20mA, 2.2mA  
 Load: Resistive load



Load conditions  
 Voltage: 12VDC, 24VDC, 48VDC  
 Current: 10mA, 250mA, 400mA  
 Load: Resistive load



3